



Novelties Presentation Zubehörteile für Loks und Anlage

We are pleased to offer you our new accessories for the improvement of your locomotives and for the design of your layout. All kits are available at short notice and can be used for both N and Nm.

Our Info presents you the novelties in detail.

Yours

AB-Modell-team



Anja Bange Modellbau

Im Stuckenbahn 6

D-58769 Nachrodt

Fax: +49(0)2352/3348-62

info@n-schmalspur.de

www.n-schmalspur.de

Few design elements make our fictitious station a real eye-catcher.

RhB cable hut Zub-341.1

Art.-Nr./item-no./produit-no.


The small concrete houses for line telephones and cables can be found everywhere along the Rhaetian Railway line. With this kit the implementation is quite simple: Unpack, paint, design the door and windows with the enclosed decals - done!

Level of difficulty 1: very easy!

Finished 3D-printing, including decals.

Space requirement approx. 12 x 9 x 15.5mm (LxWxH). Without colours.

Zub-341.1: 1 piece RhB cable housing



Zub-341.1: Kabelhäuschen der RhB, 3D-gedrucktes Fertigmodell, undekoriert, inkl. Decals, 1 Stück im Bausatz

Barrier System Zub-310.3 Zub-310.4 Zub-310.5

Art.-Nr./item-no./produit-no.



Zub-310.3: Barriere, spitz zulaufend, 1 kurzer Schrankenbaum, mit Motorattrappe, beweglich, Bausatz, inkl. Decals

With our filigree kit you create a typical Swiss barrier system with a pointed barrier arm, incl. motor dummy and decals.

There are two different long barrier bars with 35mm (5,6m) and 50mm length (8m). The barriers can be individually shortened and are movable.

A drive is not included. However, it should be easy for an experienced hobbyist to move the barriers using a servo.

Difficulty level 4: for the experienced modeller.

Available as single barrier bars or complete set.

Zub-310.3: a short barrier bar

Zub-310.4: a long barrier bar

Zub-310.5: a set with two short and two long barrier bars


Timetable-/Infoboard Zub-340.1

Art.-Nr./item-no./produit-no.

The nickel silver construction kit offers four timetable and information boards, as they can be found at many railway stations. On wish varnish or leave metallic bright, decorate with the enclosed decals (on one or both sides) and simply stick into the soft underground (with hard underground use the included drilling template) and stick. The board area is 6.3 x 8.8 mm and can also be covered with your own printouts (signpost, hiking map, postbus, advertising, etc.).

Level of difficulty 1: very easy!

Zub-340.1: Timetable-/Infoboard, 4 pieces



Zub-340.1: Fahrplan- und Informationstafel, 4 Stück im Bausatz, inkl. Decals

Fence with tubes

Zub-330.2 Zub-330.3 Zub-330.4

Art.-Nr./item-no./produit-no.



Zub-330.4: Rundrohrzaun, 10x75mm lang, max. 885mm lang, 3-zügig, runder Kopf, für 0,5mm Rohr, Bausatz

Fences are needed everywhere on the model railway: as a boundary to the neighbouring property, stair railings, fall protection on walls or protection of railway installations, etc.

With our construction kits you can build your fences very easily: set up the posts of a row vertically, thread through a wire up to a maximum diameter of 0.5 mm and glue or solder them. Can be shortened/extended as required, max. 885mm long. Paint in the desired colour. Integrated drilling template for hard surfaces.

Meanwhile we can offer you four different variants: with round or square head, with two or three tubes. Level of difficulty 1: very easy! Without wire.

Zub-330.2: 3-tubes, with square head

Zub-330.3: 2-tubes, with round head

Zub-330.4: 3-tubes, with round head

Mirrors for Ge4/4II

Zub-902.0 Zub-902.1 Zub-902.2

Art.-Nr./item-no./produit-no.

Owners of a MDS Ge4/4II can now upgrade their model with our kit and equip it with the appropriate etched part. Also suitable for self-build projects or for use on 3D-printed kits from the Internet.

3 pieces in a kit.

Level of difficulty 1: very easy! Cut out, glue on, finished.

Zub-902.0: kit, unpainted

Zub-902.1: kit, painted white

Zub-902.2: kit, painted red



Zub-902.x: Seitenspiegel für Ge4/4II der Firma MDS, 3 Stück im Bausatz, wahlweise lackiert

Front Sockets

Zub-901.0 Zub-901.1 Zub-901.2

Art.-Nr./item-no./produit-no.



Zub-901.x: Frontsteckdosen für Lokomotiven/Steuerwagen, 6 Stück im Bausatz, inkl. Bohrschablone

Info-Box:

Accessories Zub-901 and Zub-902 are available in the variants:

.0 = unpainted / .1 = white painted / .2 = red painted

The unpainted components should be primed and painted in the desired colour before use.

RhB is currently converting its vehicle fleet to multiple control of locomotives and wagons. New brake hoses and the typical sockets at the front are the visible signs of the change.

Our nickel silver kit contains 6 front sockets which are equally suitable for locomotives and cab cars. A drilling template facilitates the assembly, whereby the tiny parts can be stuck also simply to the front. The pre-bent kits are very easy to work with and can be coloured to match. Difficulty level 2: easy.

Zub-901.0: kit, unpainted

Zub-901.1: kit, prebended, painted white

Zub-901.2: kit, prebended, painted red

The white lacquered components only need to be given the desired colour shade. You can work with both water-soluble and solvent-based paints. The red components are painted ready for installation and are attached to the body with a little clear lacquer.

Decalsets for Ge4/4II

KT-070.D### MD-60000/60001.D###

Art.-Nr./item-no./produit-no.



KT-070.D627: Decalset zur Umdekoration einer Kato Ge4/4II, Nr. 627, Wappen Reichenau-Tamins

If you like to drive several red locomotives and don't want number overlaps, you can redecorate the red locomotives of the series Ge4/4II with our decalsets. New vehicle number and herald of the municipality are included in the set.

Level of difficulty 3: medium.

KT-070.D627 - Ge4/4II 627, Reichenau-Tamins

KT-070.D629 - Ge4/4II 629, Tiefencastel

MD-60000.D613 - Ge4/4II 613, Domat/Ems

MD-60000.D617 - Ge4/4II 617, Ilanz

MD-60001.D614 - Ge4/4II 614, Schiers

MD-60001.D632 - Ge4/4II 632, Zizers

Cab Stairs for Ge4/4II

Zub-903.1


Art.-Nr./item-no./produit-no.

Kato's model of the Ge4/4II is very good overall, but in Japan no ladder was attached to climb the driver's cab. With our kit you can retrofit the ladder and still drive through the 150mm radius.

Please note: the ladders are etched from 0.2mm nickel silver and very filigree. We recommend not to put the model back in the box.

Level of difficulty 3: medium

Zub-903.1: 2 Cab stairs for Ge4/4II



Zub-903.1: Führerstandsauftieg für Ge4/4II, sehr filigran, 2 Stück im Bausatz, R=150mm weiterhin möglich!

On the left you can see the assembly of the driver's cab ladder on the housing of the Kato locomotive. The glue tab is bent twice by 90°, then pushed under the car body up to the stop and fixed there with a little glue. The bogies can be clipped out of the chassis for better accessibility.

After the adhesive has hardened, bend the steps 90° outwards so that they are horizontal. Carry out the same steps on the second driver's cab. That's it.

If you don't like the plastic version on the MDS locomotive, you can use our ladders also for this model after cutting off the injected ladder with a sharp scalpel.

All kits are delivered with detailed, illustrated instructions and show all necessary work step-by-step.

This practically guarantees success.

And if it should not go nevertheless times further, simply send us a short email. We are pleased to help.

kit	price/item-#
nickel silver kit for one barriersystem with tapering barrier bar, short version (35mm), incl. decals, movable, without drive	EUR 6,00 Zub-310.3
barriersystem, as above, with long barrier bar (50mm)	EUR 6,50 Zub-310.4
barrier system, as above, complete set with two short and two long barrier bars	EUR 24,00 Zub-310.5
nickel silver kit for a round tubefence, max. 885mm long, without wire, 3-pass version with square head	EUR 7,50 Zub-330.2
round tubefence, as above, 2-pass version with round head	EUR 7,50 Zub-330.3
round tubefence, as above, 2-pass version with round head	EUR 7,50 Zub-330.4
nickel-silver kit for timetable and information boards, 4 pieces, incl. decals	EUR 4,00 Zub-340.1
kit of a RhB cable house, 3D-printed prefabricated building, incl. decals	EUR 10,00 Zub-341.1
nickel silver kit for control sockets on the fronts of locomotives and cab cars, 6 pieces in kit, unpainted version	EUR 3,00 Zub-901.0
control sockets, as above, painted white	EUR 6,00 Zub-901.1
control sockets, as above, painted red	EUR 7,00 Zub-901.2
nickel silver kit of a driver's cab ladder for Ge4/4II, 2 pieces, unpainted	EUR 3,00 Zub-903.1

Vorbestellpreis/early-order-price/prix précommande

As a rule, kits are available from stock at short notice.

kit	price/item-#
nickel silver kit for side mirrors on Ge4/4II or selfmade, 3 pieces, unpainted	EUR 3,00 Zub-902.0
side mirrors, as above, painted white	EUR 6,00 Zub-902.1
side mirrors, as above, painted red	EUR 7,00 Zub-902.2
decalset for the redecoration of a red Ge4/4II in loco 627 with coat of arms the municipality of Reichenau-Tamins	EUR 5,00 KT-070.D627
decalset for the redecoration of a red Ge4/4II in loco 629 with coat of arms the municipality of Tiefencastel	EUR 5,00 KT-070.D629
decalset for the redecoration of a red Ge4/4II in loco 613 with coat of arms the municipality of Domat/Ems	EUR 5,00 MD-60000.D613
decalset for the redecoration of a red Ge4/4II in loco 617 with coat of arms the municipality of Ilanz	EUR 5,00 MD-60000.D617
decalset for the redecoration of a red Ge4/4II in loco 614 with coat of arms the municipality of Schiers	EUR 5,00 MD-60001.D614
decalset for the redecoration of a red Ge4/4II in loco 632 with coat of arms the municipality of Zizers	EUR 5,00 MD-60001.D632

Vorbestellpreis/early-order-price/prix précommande

As a rule, kits are available from stock at short notice.

Current prices are published on our website at www.n-schmalspur.de.

In order to be always up to date please sign up for our newsletter. Thank you very much.